

# WALL PLATES

## Specifications



**radiant®  
Screwless  
Polycarbonate  
RWP Series**



**Thermoset  
SP Series**



**Nylon  
TP Series**



**302/304  
Stainless  
Steel**



**Polished  
Brass**



**Aluminum**

## Application

Legrand's broad line of Pass & Seymour® Standard Size Plastic and Metal Wall Plates features the most complete range of types, sizes, colors, and finishes available. Choose from more than 1,900 standard plates in non-combustible thermoset plastic material, self-extinguishing nylon material, screwless polycarbonate material, or attractively finished metal, for residential, commercial, institutional, and industrial applications. All plastic wall plates color match to Pass & Seymour devices.

### Screwless Polycarbonate Wall Plates

- Part of the radiant® collection.
- Molded of .065" thick polycarbonate, matte finish.
- One-piece subplate mounts over the device for easy retrofit and lower profile.
- Extra 3/8" width and height than Standard size plates.
- Available in Ivory, White, Brown, Gray, Black and Light Almond; and three metallic finishes – Dark Bronze, Nickel, and Graphite.

### Thermoset Plastic Wall Plates

- Molded of non-combustible mar-proof material.
- Available in "SP" series in Standard, Junior-Jumbo, and Jumbo sizes.
- Seven standard colors available – Ivory, White, Brown, Gray, Black, Red, and Light Almond.
- Individually wrapped with color-matching screws.
- Resistant to discoloration, grease, oil, solvent and moisture.
- Nominal thickness, .070"

### TradeMaster® Thermoplastic Wall Plates

- Molded of rugged, practically indestructible self-extinguishing nylon. ("TP" series only)
- Available in "TP" series, extra 3/16" width and height than Standard size plates; and "TPJ" series, extra 3/16" width and height than Junior-Jumbo size plates.
- Available in Ivory, White, Brown, Gray, Black, Blue, Orange, Red, and Light Almond.
- Preferred for hospital, industrial, institutional, and other high-abuse applications.
- Nominal thickness, .070"

### Metal Wall Plates

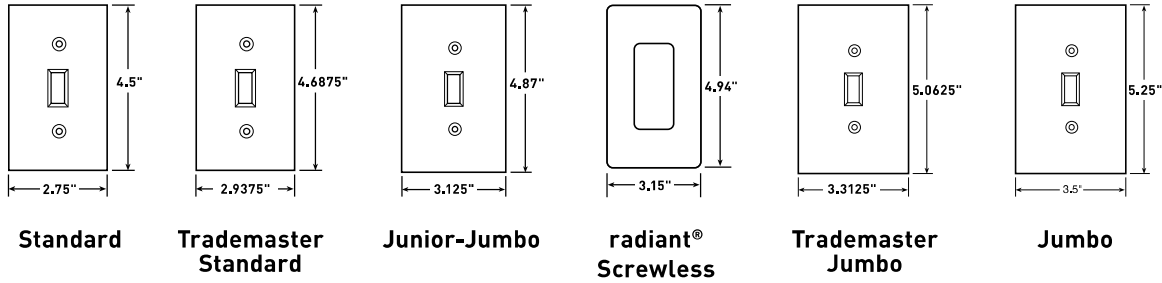
- Constructed of corrosion-resistant stainless steel, brass, aluminum, chrome, brushed bronze or galvanized steel.
- Standard, Jumbo and Tandem size plates available, as well as special Panel size plates up to 5-gangs high and 10-gangs wide.
- Packaged in protective film, with finish-matching screws.
- Variety of special plated finishes. Paintable to match plastic plates.
- Can be silk-screened or engraved, and custom punched with over 300 opening styles.

### Materials

- Type 302/304 Stainless Steel, non-magnetic, .032" nominal thickness, brushed finish. This alloy contains 18% chromium and 8% nickel for superior resistance to corrosion. Recommended for use in food processing plants, dairies, chemical plants, and other industrial, institutional, and commercial applications where corrosive atmospheres exist.
- Type 430 Stainless Steel, magnetic, .032" nominal thickness, brushed finish. Less corrosion-resistant than Type 302/304, but ideal for general service in high abuse applications in industrial plants, commercial, and institutional buildings.
- Chrome and Polished Brass, .040" thick. 70% copper, 30% zinc alloy gives warm, appealing finish to modern decor as well as retrofit applications. Lacquered to prevent corrosion.
- Aluminum, .040" thick. Lustrous satin finish. Lacquered to prevent corrosion.
- Galvanized Steel. Used only for Handy Box Plates.
- Brushed Bronze, .040" thick. 90% copper, 10% zinc. Lacquered to prevent corrosion.

## WALL PLATES

## Dimensions



## Standard Size Wall Plates

- Standard size wall plates for all applications.
- Best fit for surface mount boxes.
- Available in plastic and metal only.

## Dimensions

<b>1 gang</b>	2.75" x 4.5"
<b>2 gang</b>	4.56" x 4.5"
<b>3 gang</b>	6.375" x 4.5"
<b>4 gang</b>	8.125" x 4.5"
<b>5 gang</b>	10" x 4.5"
<b>6 gang</b>	11.812" x 4.5"
<b>7 gang</b>	13.62" x 4.5"
<b>8 gang</b>	15.44" x 4.5"

## TradeMaster® Wall Plates

- Extra 3/16" width and height than Standard size wall plates.
- Provide better sheet rock coverage with standard size appearance.
- Available in unbreakable nylon 6 construction only.
- Screws pre-installed in the duplex, toggle and decorator-style single gang plates.

## Dimensions

<b>1 gang</b>	2.9375" x 4.6875"
<b>2 gang</b>	4.75" x 4.6875"
<b>3 gang</b>	6.563" x 4.6875"
<b>4 gang</b>	8.375" x 4.6875"
<b>5 gang</b>	10.188" x 4.6875"
<b>6 gang</b>	12" x 4.6875"

## radiant® Screwless Polycarbonate Wall Plates

- Available in decorator-style openings.
- Extra 3/8" width and height than Standard size wall plates.
- Provide better sheet rock coverage with standard size appearance.
- Molded of .065" thick polycarbonate.
- 1-piece plastic subplate.
- Available in 3 metallic finishes and 6 standard colors.

## Wall Plate Dimensions

<b>1 gang</b>	3.15" x 4.94"
<b>2 gang</b>	4.96" x 4.94"
<b>3 gang</b>	6.77" x 4.94"
<b>4 gang</b>	8.59" x 4.94"
<b>5 gang</b>	10.40" x 4.94"
<b>6 gang</b>	12.21" x 4.94"

## Subplate Dimensions

<b>1 gang</b>	1.81" x 4.78" x .15"
<b>2 gang</b>	3.62" x 4.78" x .15"
<b>3 gang</b>	5.44" x 4.78" x .15"
<b>4 gang</b>	7.25" x 4.78" x .15"
<b>5 gang</b>	9.06" x 4.78" x .15"
<b>6 gang</b>	10.87" x 4.78" x .15"

## Junior-Jumbo Wall Plates

- Extra 3/8" width and height than Standard size wall plates.
- Additional coverage for sheet rock gaps.
- Available in plastic and metal only.

## Dimensions

<b>1 gang</b>	3.125" x 4.87"
<b>2 gang</b>	4.93" x 4.87"
<b>3 gang</b>	6.75" x 4.87"
<b>4 gang</b>	8.56" x 4.87"

## TradeMaster® Jumbo Wall Plates

- Extra 3/16" width and height than Junior-Jumbo size wall plates.
- Provide additional coverage for sheet rock gaps, matching the appearance of the TradeMaster Plates.
- Available in unbreakable nylon 6 construction only.
- Screws pre-installed in the duplex, toggle and decorator-style single gang plates.

## Dimensions

<b>1 gang</b>	3.3125" x 5.0625"
<b>2 gang</b>	5.125" x 5.0625"
<b>3 gang</b>	6.9375" x 5.0625"
<b>4 gang</b>	8.75" x 5.0625"

## Jumbo Wall Plates

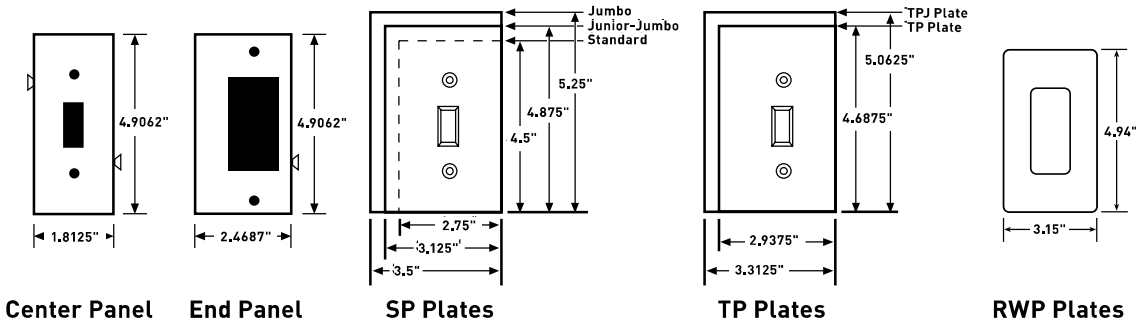
- Extra 3/4" width and height than Standard size wall plates.
- Largest size wall plates to cover larger wall damage.
- Available in plastic and metal only.

## Dimensions

<b>1 gang</b>	3.5" x 5.25"
<b>2 gang</b>	5.31" x 5.25"
<b>3 gang</b>	7.12" x 5.25"
<b>4 gang</b>	8.93" x 5.25"

# WALL PLATES

## Dimensions



Center Panel

End Panel

SP Plates

TP Plates

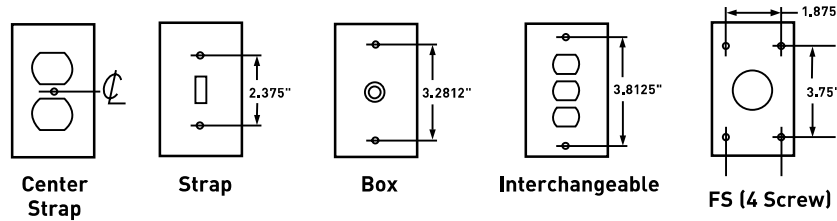
RWP Plates

## Sectional Wall Plates

End and center panels with each of five most-used configurations make it possible to improvise custom wall plates on the job. Panels lock securely together on installation. Blank sections furnished with mounting strap.

## Wall Plate Mountings

Illustrated are the five standard methods of plate mounting. There are many other non-standard methods which depend upon the special device used. Exact mounting hole specifications for every device appear in the Selector Guide.



Center Strap

Strap

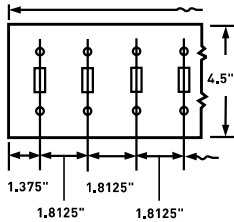
Box

Interchangeable

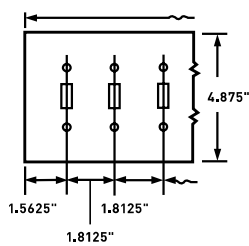
FS (4 Screw)

## Wall Plate Sizes

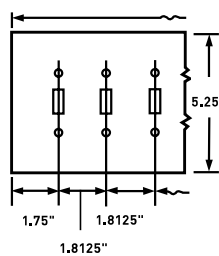
**Standard Size**  
Available in plastic and metal



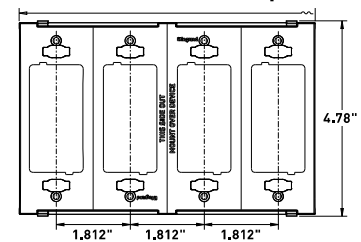
**Junior-Jumbo**



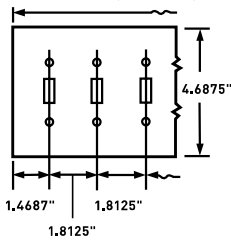
**Jumbo**



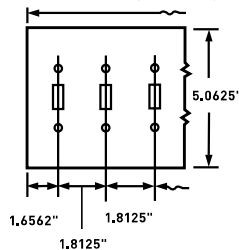
**radiant® Screwless Wall Plate Plastic Subplate**



**TradeMaster® Size**  
Available in nylon only



**TradeMaster Jumbo**  
Available in nylon only



For radiant Screwless (RWP) Wall Plate dimensions refer to Page I-4.



# WALL PLATES

## Style Selector Guide Custom Metal Wall Plates

<p><b>STYLE 136</b></p> <p>C'SK FOR 6-32x1/2 OVAL HD. SCREW 2 PLACES</p> <p>RAZOR BLADES with #340 Yoke</p>	<p><b>STYLE 137</b></p> <p>C'SK FOR 6-32x1/2 OVAL HD. SCREW 2 PLACES</p> <p>RAZOR BLADES, BOX MTD. STYLE 137B — HORIZONTAL RAZOR BLADE, BOX MTD.</p>	<p><b>STYLE 138</b></p> <p>C'SK FOR 6-32x1/2 OVAL HD. SCREW 2 PLACES</p> <p>1 7/32 DIA. HOLE</p> <p>STYLE 139 — BOX MTD. STYLE 140 — DESP. INTCH. MTD.</p>	<p><b>STYLE 141</b></p> <p>C'SK FOR 6-32x1/2 OVAL HD. SCREW 2 PLACES</p>
<p><b>STYLE 142</b></p> <p>.170 DIA. HOLE 4 PLACES</p>	<p><b>STYLE 143</b></p> <p>C'SK FOR 6-32x1/2 OVAL HD. SCREW 2 PLACES</p>	<p><b>STYLE 144</b></p> <p>C'SK FOR 6-32x1/2 OVAL HD. SCREW 2 PLACES</p> <p>4 1/2 R. TYP.</p> <p>STYLE 145 — 3 OPENINGS STYLE 146 — 4 OPENINGS STYLE 147 — MASTER CONTROL</p>	<p><b>STYLE 149</b></p>
<p><b>STYLE 150</b></p> <p>C'SK FOR 6-32x5/16 OVAL HD. SCREW 2 PLACES</p> <p>DESP. INTCH. MTD.</p>	<p><b>STYLE 152</b></p> <p>Removable 1 3/32" I.D. grommet in 1 7/32" hole.</p> <p>VINYL GROMMET - 1 REQ'D.</p> <p>C'SK FOR 6-32x1/2 OVAL HD. SCREW 2 PLACES</p> <p>TELEPHONE OUTLET CENTERED 2 GANG, with #340 Yoke STYLE 151 — BOX MTD. #741, 742 Standard Plate page I-36</p>	<p><b>STYLE 155</b></p> <p>C'SK FOR 6-32x1/2 OVAL HD. SCREW 2 PLACES</p> <p>2 5/32 DIA.</p> <p>POWER OUTLET #702 Standard Plate page I-11</p>	<p><b>STYLE 156</b></p> <p>C'SK FOR 6-32x1/2 OVAL HD. SCREW 4 PLACES</p> <p>POWER OUTLET #703 Standard Plate page I-11</p>
<p><b>STYLE 160</b></p> <p>C'SK FOR 6-32x1/2 OVAL HD. SCREW 3 PLACES</p> <p>1 5/16 R. TYP.</p> <p>2 5/32 DIA.</p> <p>STYLE 176 — STRAP MTD. with #340 Yoke #743 Standard Plate page I-17</p>	<p><b>STYLE 162</b></p> <p>C'SK FOR 6-32x1/2 OVAL HD. SCREW 2 PLACES</p> <p>STYLE 176 — STRAP MTD. with #340 Yoke #743 Standard Plate page I-17</p>	<p><b>STYLE 163</b></p> <p>C'SK FOR 6-32x1/2 OVAL HD. SCREW 2 PLACES</p> <p>1 5/8 DIA.</p> <p>POWER OUTLET #721 Standard Plate page I-10</p>	<p><b>STYLE 165</b></p> <p>C'SK FOR 6-32x1/2 OVAL HD. SCREW 2 PLACES</p> <p>2 5/32 DIA.</p> <p>POWER OUTLET #724 Standard Plate page I-10</p>

All wall plate dimensions shown above are in inches.

# WALL PLATES

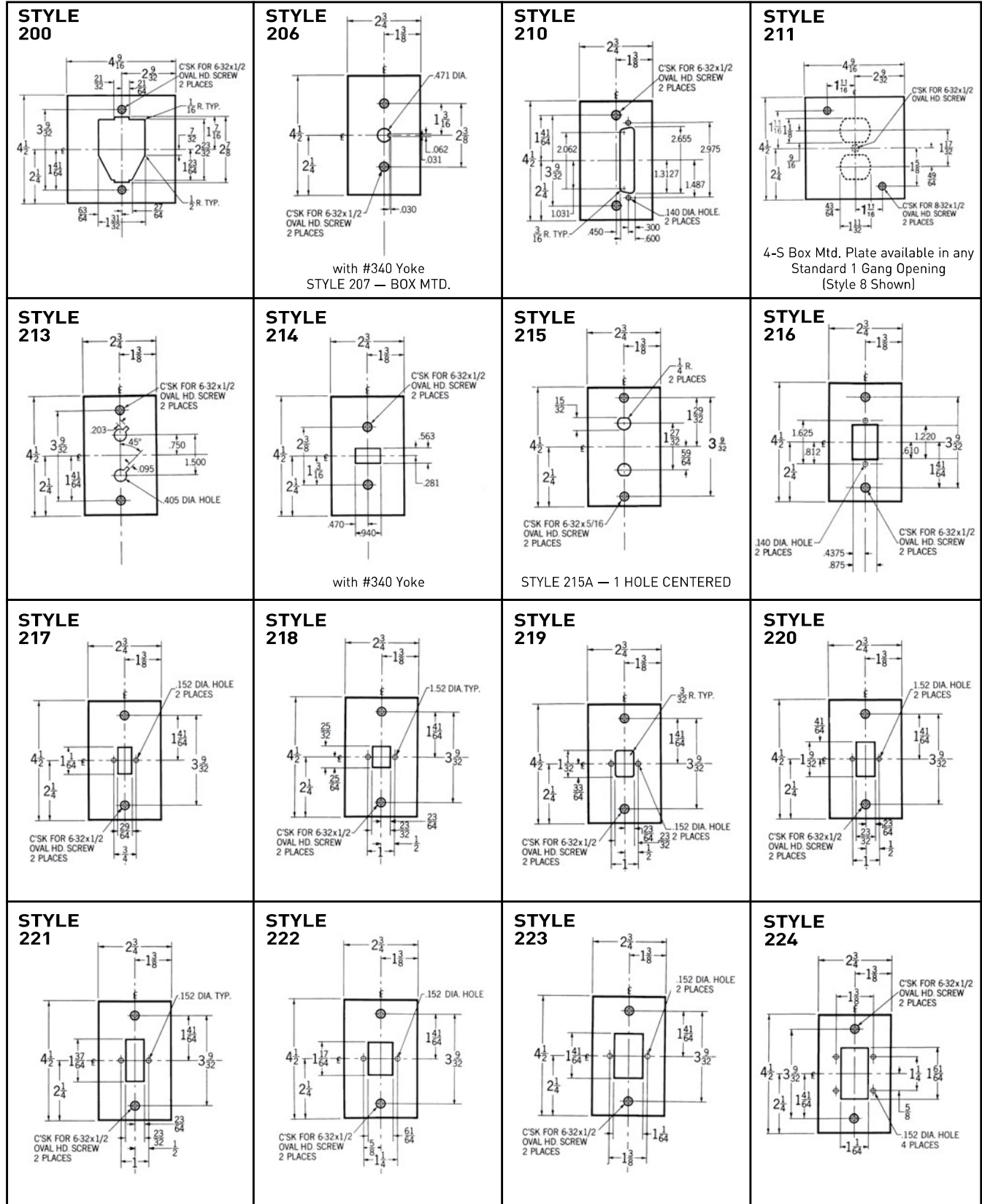
## Style Selector Guide Custom Metal Wall Plates

<p><b>STYLE 166</b></p>	<p><b>STYLE 169</b></p> <p><b>LOUVER</b> #760 Standard Plate page I-18</p>	<p><b>STYLE 171</b></p> <p><b>POWER OUTLET</b> #710 Standard Plate page I-11</p>	<p><b>STYLE 172</b></p> <p><b>3 GANG PLATE</b></p>
<p><b>STYLE 177</b></p> <p><b>STYLE 178</b> Touch Plate 50-2, 2 Openings</p> <p><b>STYLE 179</b> Touch Plate 50-3, 3 Openings Box Mtd.</p>	<p><b>STYLE 180</b></p>	<p><b>STYLE 181</b></p>	<p><b>STYLE 182</b></p>
<p><b>STYLE 183</b></p>	<p><b>STYLE 185</b></p>	<p><b>STYLE 187</b></p>	<p><b>STYLE 188</b></p>
<p><b>STYLE 189</b></p> <p><b>STYLE 190 — BOX MTD.</b></p>	<p><b>STYLE 191</b></p> <p><b>STYLE 192 — BOX MTD.</b> <b>STYLE 193 — DESP. INTCH. MTD.</b></p>	<p><b>STYLE 194</b></p> <p><b>POWER OUTLET</b> #725 Standard Plate page I-10</p> <p><b>STYLE 195 — BOX MTD.</b> <b>STYLE 196 — DESP. INTCH. MTD.</b></p>	<p><b>STYLE 199</b></p>

All wall plate dimensions shown above are in inches.

# WALL PLATES

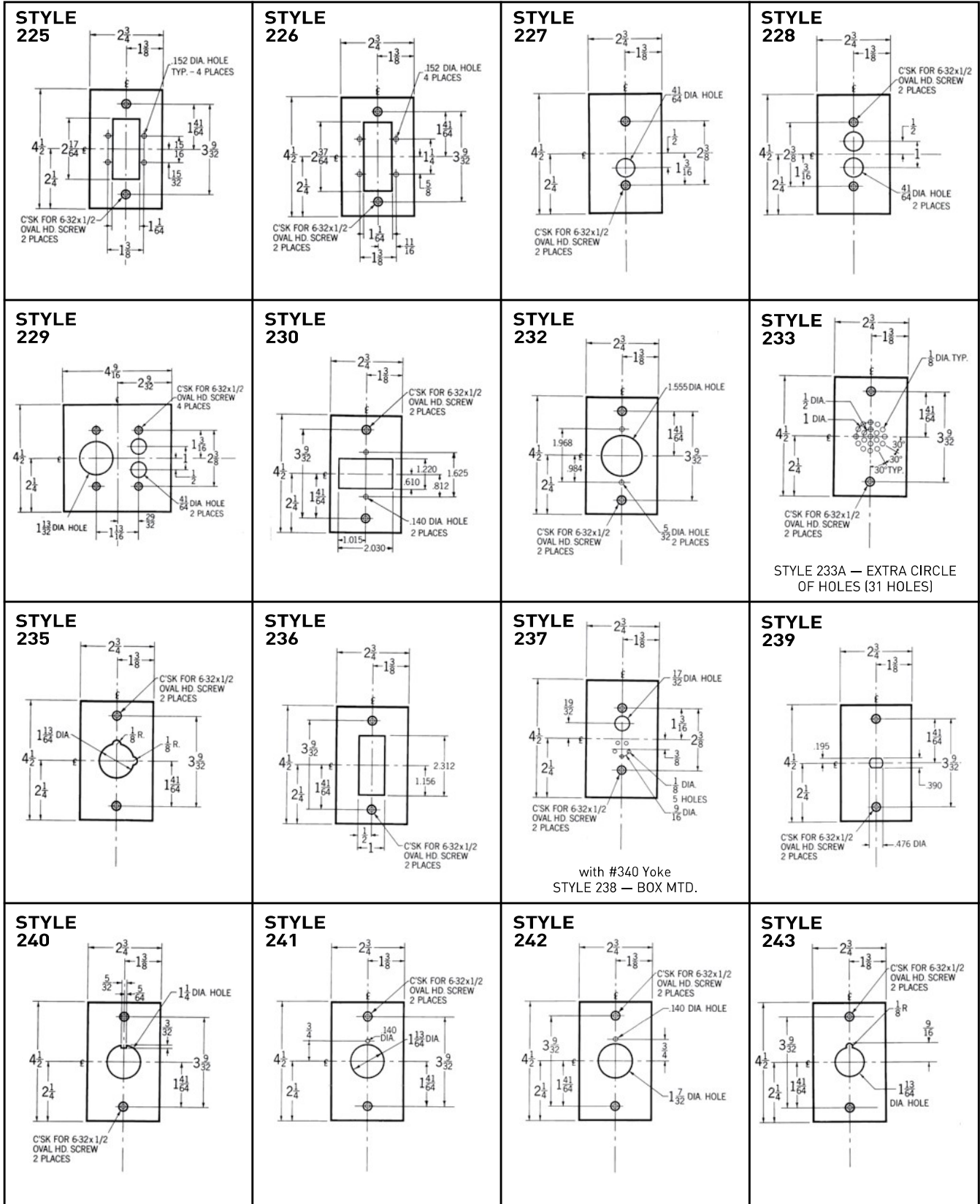
## Style Selector Guide Custom Metal Wall Plates



All wall plate dimensions shown above are in inches.

# WALL PLATES

## Style Selector Guide Custom Metal Wall Plates

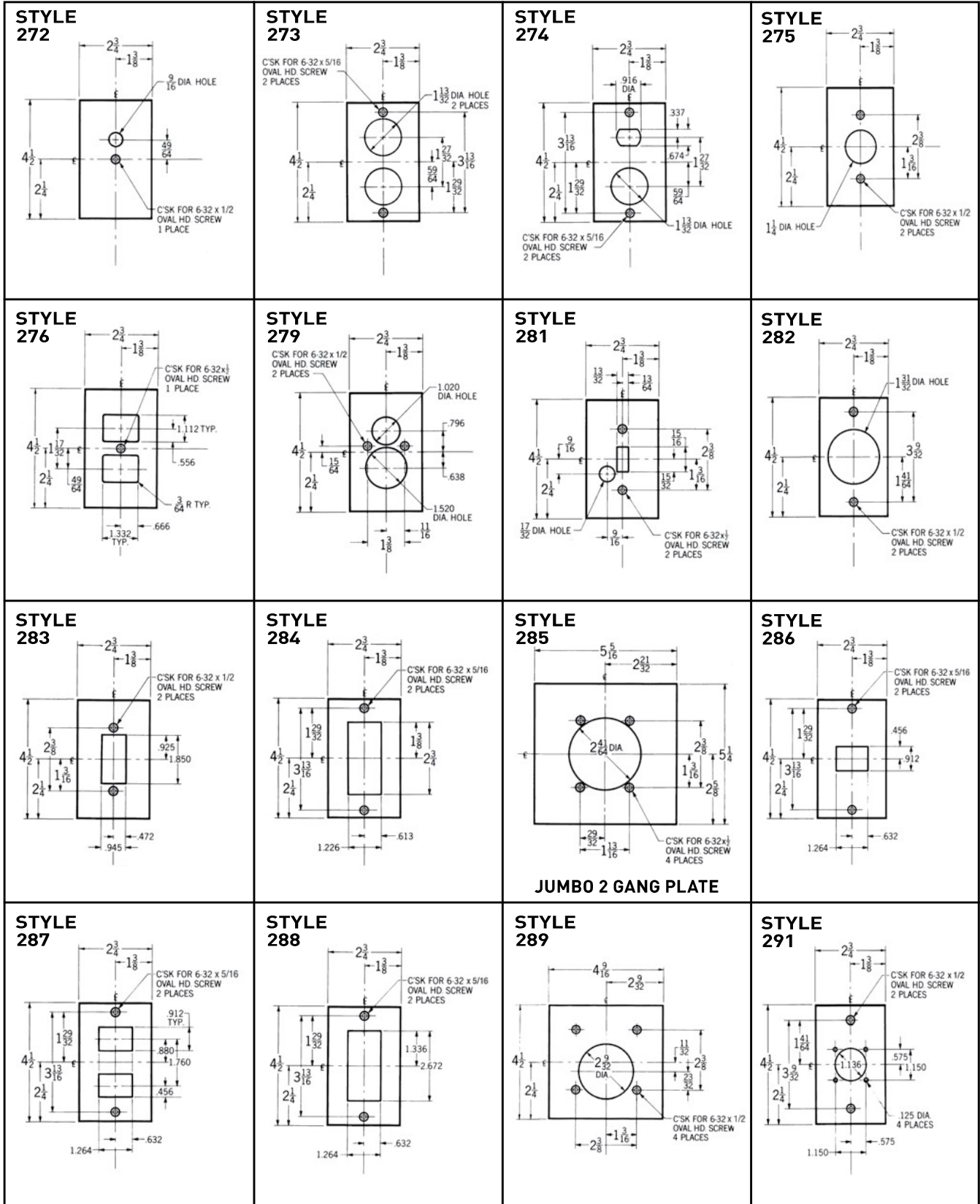


All wall plate dimensions shown above are in inches.



# WALL PLATES

## Style Selector Guide Custom Metal Wall Plates



All wall plate dimensions shown above are in inches.

# WALL PLATES

## Style Selector Guide Custom Metal Wall Plates

<p><b>STYLE 292</b></p> <p>1 5/16" DIA. 390 2 3/4" 1 1/8" 195 C'SK FOR 6-32 x 1/2 OVAL HD SCREW 2 PLACES 56 64 4 1/2" 3 9/32" 1 41/64" 575 1.150 1.150 575 .120 DIA. TYP.</p>	<p><b>STYLE 293</b></p> <p>4 9/16" 2 9/32" 4 1/2" 1 1/8" 2 3/8" 2 1/4" 2 9/32" 1 13/32" 1 1/16" 2 9/32" DIA. HOLE C'SK FOR #6-32 x 1/2 OVAL HD SCREW 4 PLACES</p> <p><b>POWER OUTLET</b> for 30, 50, 60A. Receptacle #716 Standard Plate page I-11</p>	<p><b>STYLE 295</b></p> <p>400 1852 1.600 3.281 140 R. 2 PLCS. 10° .125 R. 2 PLCS. 120 DIA. HOLE 2 PLACES C'SK FOR #6-32 x 1/2 OVAL HEAD SCREW 2 PLACES</p> <p><b>FOR RS-232 COMPUTER JACK</b> #791 Standard Plate page I-36</p>	<p><b>STYLE 295A</b></p> <p>400 1852 1.600 3.281 .070 R. 4 PLCS. 10° .080 R. 4 PLCS. 120 DIA. HOLE 4 PLACES C'SK FOR 6-32 x 1/2 OVAL HEAD SCREW 2 PLACES</p> <p><b>FOR RS-232 COMPUTER JACKS</b> #792 Standard Plate page I-36</p>
<p><b>STYLE 296</b></p> <p>333 1852 1.540 3.281 .070 R. 2 PLCS. 10° .080 R. 2 PLCS. 120 DIA. HOLE 2 PLACES C'SK FOR #6-32 x 1/2 OVAL HEAD SCREW 2 PLACES</p>	<p><b>STYLE 296A</b></p> <p>333 1852 1.540 3.281 (REF.) 10° 140 R. 4 PLACES 125 R. 4 PLACES C'SK FOR #6-32 x 1/2 OVAL HEAD SCREW 2 PLACES 1.125 120 DIA. HOLE 4 PLACES</p>	<p><b>STYLE 297</b></p> <p>2.750 1.375 4.500 3.281 1.044 522 395 DIA. HOLE 2 PLACES C'SK FOR 6-32 x 1/2 LONG OVAL HD. SCREW 2 PLACES 2.250 1.641</p>	<p><b>STYLE 298</b></p> <p>2.750 1.375 756 378 4.500 2.375 1.187 594 2.250 C'SK FOR 6-32 x 1/2 OVAL HEAD SCREW 2 PLACES</p>
<p><b>STYLE 299</b></p> <p>2.750 1.375 905 453 4.500 2.375 1.187 594 2.250 C'SK FOR 6-32 x 1/2 OVAL HEAD SCREW 2 PLACES 1.756 378</p>	<p><b>STYLE 300</b></p> <p>4.500 2.250 1.812 906 4.500 2.375 1.187 594 2.250 C'SK FOR 6-32 x 1/2 OVAL HEAD SCREW 4 PLACES 756 378 TYP.</p>	<p><b>STYLE 301</b></p> <p>4.500 2.250 2.718 1.359 453 906 2.375 1.187 594 2.250 906 C'SK FOR 6-32 x 1/2 OVAL HEAD SCREW 4 PLACES 756 378 TYP.</p>	<p><b>STYLE 302</b></p> <p>2.750 1.375 4.500 2.375 1.187 594 2.250 906 DIA. HOLE C'SK FOR 6-32 x 1/2 OVAL HEAD SCREW 2 PLACES</p> <p>SS-717 for PS20AC1KL Switch</p>
<p><b>STYLE 303</b></p> <p>2.750 1.375 1.875 937 4.500 2.250 1.25 DIA. HOLE C'SK FOR 6-32 x 1/2 OVAL HEAD SCREW 2 PLACES</p>	<p><b>STYLE 305</b></p> <p>2.750 1.375 1.265 633 4.500 3.281 2.250 1.641 375 750 C'SK FOR 6-32 x 1/2 OVAL HEAD SCREW 2 PLACES</p>	<p><b>STYLE 306</b></p> <p>2.750 1.375 1.265 633 375 TYP. 750 TYP. 4.500 2.250 1.641 3.281 4.500 3.281 898 1.795 C'SK FOR 6-32 x 1/2 OVAL HEAD SCREW 2 PLACES</p>	<p><b>STYLE 307</b></p> <p>2.750 1.375 1.265 633 4.500 3.281 2.250 1.641 750 TYP. 1.795 898 375 TYP. C'SK FOR 6-32 x 1/2 OVAL HEAD SCREW 2 PLACES</p>

All wall plate dimensions shown above are in inches.

# WALL PLATES

## Style Selector Guide Custom Metal Wall Plates


<p><b>STYLE 308</b></p> <p><b>TELEPHONE JACK</b></p>	<p><b>STYLE 309</b></p> <p><b>TELEPHONE JACK</b></p>	<p><b>STYLE 310</b></p> <p><b>AMP ELECTRONIC CONNECTOR</b></p>	<p><b>STYLE 311</b></p> <p><b>COAXIAL ELECTRONIC CONNECTOR</b></p>
<p><b>STYLE 312</b></p> <p><b>COAXIAL ELECTRONIC CONNECTOR</b></p>	<p><b>STYLE 313</b></p> <p><b>COAXIAL ELECTRONIC CONNECTOR</b></p>	<p><b>STYLE 314</b></p> <p><b>LAN PORT</b></p>	<p><b>STYLE 315</b></p> <p><b>LAN PORT</b></p>
<p><b>STYLE 315A</b></p> <p><b>LAN PORT</b></p>	<p><b>STYLE 315B</b></p> <p><b>LAN PORT</b></p>		

All wall plate dimensions shown above are in inches.


# DEVICES & WALL PLATES

## Color Selection Chart

### Devices & Plastic Wall Plate Colors



Ivory    Light Almond    White    Green    Dark Bronze    Nickel    Graphite



Black    Blue    Brown    Gray    Orange    Red

See specific device and wall plate catalog charts for particular color availabilities.

### Metal Wall Plates


Metal Finish




Aluminum    Polished Brass    Stainless Steel    Brushed Bronze    Chrome

### Custom Metal Wall Plates Paint Finish Colors

Paint Color



Orange    Green    Gray    Yellow    Glossy Black    Brown    White



Primer    Red    Pink    Flat Black    Ivory    Light Almond    Blue

To order custom metal wall plates, see Pages I-25 – I-29.  
**For additional colors consult factory.**